

LED SPOTLight

Features

- 8W / 15W / 34W / 47W LED Spotlight
- Adjustable tilting angle of 0°-80° vertically and 350° horizontally
- Ideal replacement for HID lighting fixtures up to 70W
- Dimmable as option
- Color Rendering Index : ≥ 80

Materials / Finish

- Body: Die-cast aluminium
- Reflector: Anodised faceted aluminium
- Diffuser: Toughened glass

Installation / Mounting

- Quick recessed installation with two spring clips
- Suitable for ceiling thickness between 5 and 15mm
- Remote gear unit allows flexible and easy installation
- Cut out diameters $\varnothing 78\text{mm}$ / $\varnothing 120\text{mm}$ / $\varnothing 157\text{mm}$ / $\varnothing 175\text{mm}$

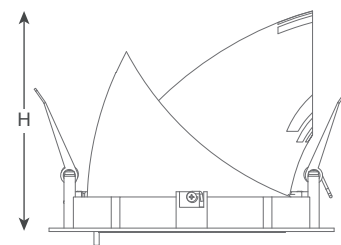
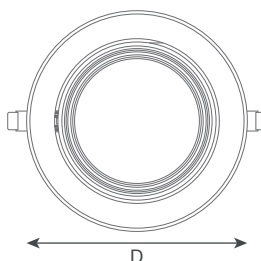
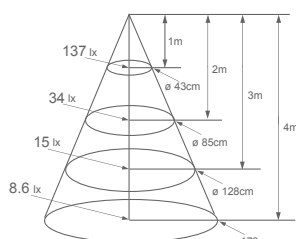
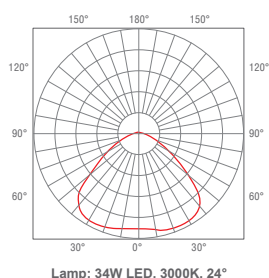
Standards

- Designed and manufactured to comply international standard EN60598
- Class II Electrical
- IP 20

Dimming Options



(Unit : mm)	(D)	(H)
NS101	$\varnothing 85$ x	78
NS102	$\varnothing 130$ x	115
NS103	$\varnothing 165$ x	143
NS104	$\varnothing 190$ x	155



Model	Wattage	Color Temp	Beam Angle	Lumen	Color	Driver
NS101E-8W/830	8W	3000K	24°	500lm	White	DC 18±1V C.C. 350mA
NS101E-8W/840	8W	4000K	24°	525lm	White	DC 18±1V C.C. 350mA
NS101E-8W/865	8W	6500K	24°	550lm	White	DC 18±1V C.C. 350mA
NS102E-15W/830	15W	3000K	24°	1150lm	White	DC 36±2V C.C. 350mA
NS102E-15W/840	15W	4000K	24°	1210lm	White	DC 36±2V C.C. 350mA
NS102E-15W/865	15W	6500K	24°	1270lm	White	DC 36±2V C.C. 350mA
NS103E-34W/830	34W	3000K	24° / 38° / 60°	2950lm	White	DC 42±2V C.C. 700mA
NS103E-34W/840	34W	4000K	24° / 38° / 60°	3100lm	White	DC 42±2V C.C. 700mA
NS103E-34W/865	34W	6500K	24° / 38° / 60°	3250lm	White	DC 42±2V C.C. 700mA
NS104E-47W/830	47W	3000K	24° / 38° / 60°	3900lm	White	DC 36±2V C.C. 1050mA
NS104E-47W/840	47W	4000K	24° / 38° / 60°	4100lm	White	DC 36±2V C.C. 1050mA
NS104E-47W/865	47W	6500K	24° / 38° / 60°	4300lm	White	DC 36±2V C.C. 1050mA

Notice : We are seeking ways to improve the specification, performance and design of our products and alterations can take place without notice.