

LED DOWNLight



Features

2.5W / 3.5W / 4.5W / 6W LED Downlight
 Recessed round, uniform distribution
 Comfort glare-free diffuser
 Ideal replacement up to 13W compact fluo. Downlight
 Color Rendering Index: ≥ 70

Materials / Finish

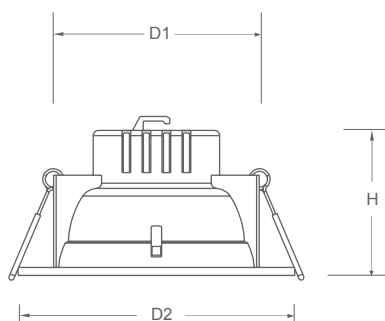
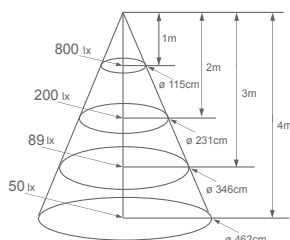
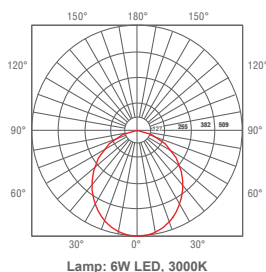
Body: PC with white finish
 Trim: PC, UV protected
 Diffuser: Frosted PS, UV protected

Installation / Mounting

Quick installation with mounting bracket
 Suitable for recessed mounting
 Integral gear unit allows quick and easy installation
 Cut out diameter $\phi 80\text{mm}$ / $\phi 90\text{mm}$ / $\phi 105\text{mm}$ / $\phi 120\text{mm}$

Standards

Designed and manufactured to comply with international standard EN60598
 Class II Electrical
 IP 20



	(D1)	(D2)	(H)
ND111 :	80 x	95 x	60
ND112 :	90 x	105 x	60
ND113 :	105 x	120 x	60
ND114 :	120 x	140 x	60

Model	Wattage	Color Temp	Beam Angle	Lumen	Color
ND111E-2.5W/WW	2.5W	3000K	60°	150 lm	White
ND111E-2.5W/D	2.5W	6500K	60°	160 lm	White
ND112E-3.5W/WW	3.5W	3000K	60°	210 lm	White
ND112E-3.5W/D	3.5W	6500K	60°	220 lm	White
ND113E-4.5W/WW	4.5W	3000K	60°	320 lm	White
ND113E-4.5W/D	4.5W	6500K	60°	340 lm	White
ND114E-6W/WW	6W	3000K	60°	390 lm	White
ND114E-6W/D	6W	6500K	60°	410 lm	White

Notice : We are seeking ways to improve the specification, performance and design of our products and alterations can take place without notice.