

LED SPOTLight

Features

- 4W LED Spotlight
- Adjustable tilting angle of 0°-15° vertically and 350° horizontally
- Color Rendering Index : ≥80

Materials / Finish

- Body: Die-cast aluminium
- Reflector: Anodised faceted aluminium
- Diffuser: Toughened glass

Installation / Mounting

- Quick recessed installation with two spring clips
- Suitable for ceiling thickness between 10 and 20mm
- Remote gear unit allows flexible and easy installation
- Cut out diameters NS131E-132E Ø40mm / NS133E-134E Ø50mm

Standards

- Designed and manufactured to comply international standard EN60598
- Class II Electrical
- IP 20



NS131E



NS132E

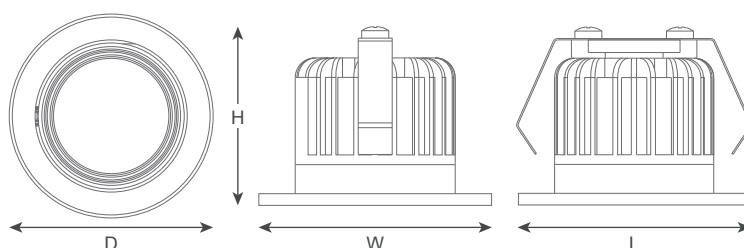
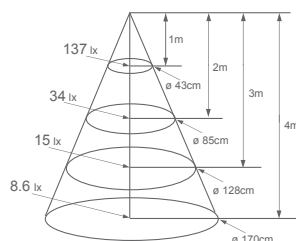
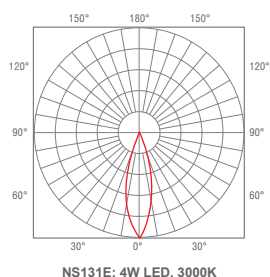


NS133E (Adjustable)



NS134E (Adjustable)

(Unit : mm)	(D)	(H)	(Unit : mm)	(L)	(W)	(H)
NS131E	Ø48	x 36.5	NS132E	48	x 48	x 36.5
NS133E	Ø55	x 45	NS134E	60	x 60	x 45



Model	Wattage	Color Temp	Beam Angle	Lumen	Color	Driver
NS131E-4W/830	4W	3000K	24°	310lm	White	DC 9±1V C.C. 350mA
NS131E-4W/840	4W	4000K	24°	330lm	White	DC 9±1V C.C. 350mA
NS131E-4W/865	4W	6500K	24°	350lm	White	DC 9±1V C.C. 350mA
NS132E-4W/830	4W	3000K	24°	310lm	White	DC 9±1V C.C. 350mA
NS132E-4W/840	4W	4000K	24°	330lm	White	DC 9±1V C.C. 350mA
NS132E-4W/865	4W	6500K	24°	350lm	White	DC 9±1V C.C. 350mA
NS133E-4W/830	4W	3000K	24°	310lm	White	DC 9±1V C.C. 350mA
NS133E-4W/840	4W	4000K	24°	330lm	White	DC 9±1V C.C. 350mA
NS133E-4W/865	4W	6500K	24°	350lm	White	DC 9±1V C.C. 350mA
NS134E-4W/830	4W	3000K	24°	310lm	White	DC 9±1V C.C. 350mA
NS134E-4W/840	4W	4000K	24°	330lm	White	DC 9±1V C.C. 350mA
NS134E-4W/865	4W	6500K	24°	350lm	White	DC 9±1V C.C. 350mA

Notice : We are seeking ways to improve the specification, performance and design of our products and alterations can take place without notice.