




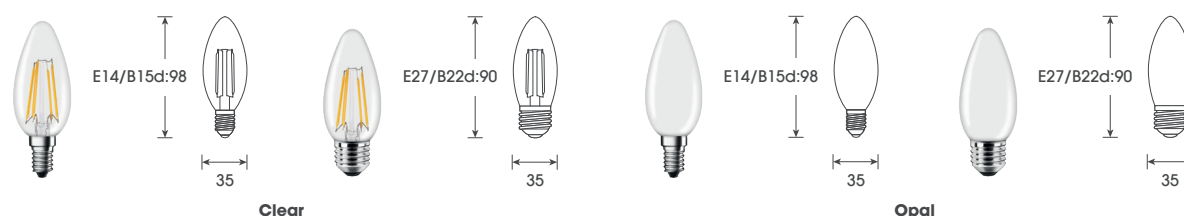
## Filament-LED Candle Clear/Opal

### Features

- Extremely energy saving with low power consumption
- Full glass version ideal retrofit of traditional lamps with same appearance / performance / dimensions
- Overall light distribution
- Good color rendition, Ra  $\geq 80$

EUROPE

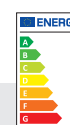
LINE VOLTAGE LAMP



Model	Voltage	Wattage	Base	Color Temp	Lumen	
LED C35 FIL-2.5W-G CL	220 - 240V	2.5W	E14 / B15d / E27 / B22d	2700K	250lm	F
LED C35 FIL-4W-G CL	220 - 240V	4W	E14 / B15d / E27 / B22d	2700K	470lm	E
LED C35 FIL-6.5W-G CL	220 - 240V	6.5W	E14 / B15d / E27 / B22d	2700K	806lm	E
LED C35 FIL-4.5W-G CL DIM	220 - 240V	4.5W	E14 / B15d / E27 / B22d	2700K	470lm	F
LED C35 FIL-2W-G OP	220 - 240V	2W	E14 / B15d / E27 / B22d	2700K	250lm	E
LED C35 FIL-4W-G OP	220 - 240V	4W	E14 / B15d / E27 / B22d	2700K	470lm	E
LED C35 FIL-4W-G OP DIM	220 - 240V	4W	E14 / B15d / E27 / B22d	2700K	470lm	E



2W	~	25W
2.5W	~	25W
4W	~	40W
4.5W	~	40W
6.5W	~	60W



Model	Voltage	Wattage	Base	Color Temp	Lumen	
LED C35 FIL-1.8W-G CL	220 - 240V	1.8W	E14 / B15d / E27 / B22d	2700K	250lm	D
LED C35 FIL-3.4W-G CL	220 - 240V	3.4W	E14 / B15d / E27 / B22d	2700K	470lm	D
LED C35 FIL-3.4W-G CL DIM	220 - 240V	3.4W	E14 / B15d / E27 / B22d	2700K	470lm	D
LED C35 FIL-1.8W-G OP	220 - 240V	1.8W	E14 / B15d / E27 / B22d	2700K	250lm	D
LED C35 FIL-3.4W-G OP	220 - 240V	3.4W	E14 / B15d / E27 / B22d	2700K	470lm	D
LED C35 FIL-3.4W-G OP DIM	220 - 240V	3.4W	E14 / B15d / E27 / B22d	2700K	470lm	D



1.8W	~	25W
3.4W	~	40W



## Filament-LED Turntip Clear/Opal


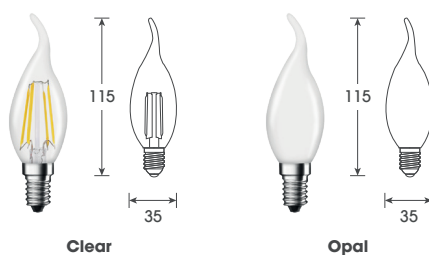
### Features

- Extremely energy saving with low power consumption
- Full glass version ideal retrofit of traditional lamps with same appearance / performance / dimensions
- Overall light distribution
- Good color rendition, Ra  $\geq 80$

EUROPE



LINE VOLTAGE LAMP



Model	Voltage	Wattage	Base	Color Temp	Lumen	
LED Turntip FIL-2W-G CL	220 - 240V	2W	E14 / B15d	2700K	250lm	E
LED Turntip FIL-4W-G CL	220 - 240V	4W	E14 / B15d	2700K	470lm	E
LED Turntip FIL-4W-G CL DIM	220 - 240V	4W	E14 / B15d	2700K	470lm	E
LED Turntip FIL-2W-G OP	220 - 240V	2W	E14 / B15d	2700K	250lm	E
LED Turntip FIL-4W-G OP	220 - 240V	4W	E14 / B15d	2700K	470lm	E
LED Turntip FIL-4W-G OP DIM	220 - 240V	4W	E14 / B15d	2700K	470lm	E



2W ~ 25W  
4W ~ 40W