



LED Downlight ND391E - ND397E

Features

- 3W / 6W / 9W / 12W / 16W / 18W / 24W LED Downlight
- Recessed round, uniform distribution
- Comfort glare-free diffuser
- Ideal replacement up to 2x26W compact fluo. downlight
- Low profile and slim (only 23-24mm deep), suitable for shallow ceiling void
- Integral driver
- Good color rendition, Ra ≥80

Materials / Finish

- Body: Die cast aluminium with white finish
- Trim: Die cast aluminium, UV protected
- Diffuser: Frosted PS, UV protected

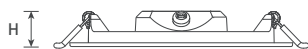
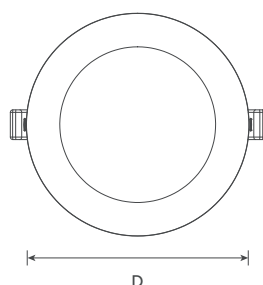
Installation / Mounting

- Quick installation with mounting bracket
- Suitable for recessed mounting
- Integral gear unit allows quick and easy installation
- Cut out dimensions Ø75mm / Ø115mm / Ø130mm / Ø155mm / Ø185mm / Ø210mm / Ø280mm




Standards

- Designed and manufactured to comply with international standard EN60598
- Class II Electrical
- IP 20



(Unit : mm)	(D)	(H)	Cut Out Dimensions
ND391E	Ø85	x 23	Ø75
ND392E	Ø128	x 23	Ø115
ND393E	Ø146	x 23	Ø130
ND394E	Ø170	x 23	Ø155
ND395E	Ø198	x 23	Ø185
ND396E	Ø229	x 23	Ø210
ND397E	Ø298	x 24	Ø280



Model	Voltage	Luminaire Wattage	Color Temp	Beam Angle	Luminaire Lumen	
ND391E-3W/830	220 - 240V	3W	3000K	120°	150lm	G
ND391E-3W/840	220 - 240V	3W	4000K	120°	160lm	G
ND391E-3W/865	220 - 240V	3W	6500K	120°	170lm	G
ND392E-6W/830	220 - 240V	6W	3000K	120°	430lm	G
ND392E-6W/840	220 - 240V	6W	4000K	120°	450lm	F
ND392E-6W/865	220 - 240V	6W	6500K	120°	475lm	F
ND393E-9W/830	220 - 240V	9W	3000K	120°	760lm	F
ND393E-9W/840	220 - 240V	9W	4000K	120°	780lm	F
ND393E-9W/865	220 - 240V	9W	6500K	120°	810lm	F
ND394E-12W/830	220 - 240V	12W	3000K	120°	950lm	F
ND394E-12W/840	220 - 240V	12W	4000K	120°	1045lm	F
ND394E-12W/865	220 - 240V	12W	6500K	120°	1140lm	E
ND395E-16W/830	220 - 240V	16W	3000K	120°	1330lm	F
ND395E-16W/840	220 - 240V	16W	4000K	120°	1425lm	F
ND395E-16W/865	220 - 240V	16W	6500K	120°	1520lm	E
ND396E-18W/830	220 - 240V	18W	3000K	120°	1660lm	F
ND396E-18W/840	220 - 240V	18W	4000K	120°	1710lm	E
ND396E-18W/865	220 - 240V	18W	6500K	120°	1760lm	E
ND397E-24W/830	220 - 240V	24W	3000K	120°	2185lm	F
ND397E-24W/840	220 - 240V	24W	4000K	120°	2280lm	E
ND397E-24W/865	220 - 240V	24W	6500K	120°	2375lm	E

