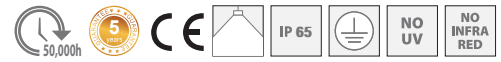


LED Highbay NH131E - NH133E



Features

- 100W / 150W / 200W LED Highbay
- 60° / 90° / 120° beam angles for large open area coverage
- Uniformity distribution in high ceiling application
- Color Rendering Index : ≥80

Materials / Finish

- Body : Die-cast aluminium
- Lens : PC
- Chips: Philips Lumileds 3030
- Driver: Meanwell / Sosen
- Black color

Installation / Mounting

- Pendant mount by chain
- Easy assembly by screw fixation

Standards

- Designed and manufactured to comply international standard EN60598
- Class I Electrical
- IP 65



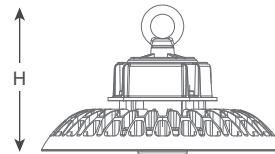
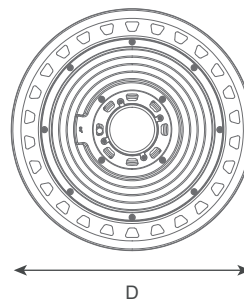
Optional



Microwave Remote Control



Microwave Sensor
5.8GHz±75MHz 0.1mw
Effective distance: 2-12M



(Unit : mm)	(D)	(H)
NH131E	Ø290	x 174
NH132E	Ø340	x 181
NH133E	Ø380	x 183

Model	Voltage	Wattage	Color Temp	Beam Angle	Lumen
NH131E-100W/830	100 - 277V	100W	3000K	60° / 90° / 120°	14500lm
NH131E-100W/840	100 - 277V	100W	4000K	60° / 90° / 120°	15000lm
NH131E-100W/865	100 - 277V	100W	6500K	60° / 90° / 120°	15500lm
NH132E-150W/830	100 - 277V	150W	3000K	60° / 90° / 120°	21750lm
NH132E-150W/840	100 - 277V	150W	4000K	60° / 90° / 120°	22500lm
NH132E-150W/865	100 - 277V	150W	6500K	60° / 90° / 120°	23250lm
NH133E-200W/830	100 - 277V	200W	3000K	60° / 90° / 120°	29000lm
NH133E-200W/840	100 - 277V	200W	4000K	60° / 90° / 120°	30000lm
NH133E-200W/865	100 - 277V	200W	6500K	60° / 90° / 120°	31000lm

Notice : We are seeking ways to improve the specification, performance and design of our products and alterations can take place without notice.