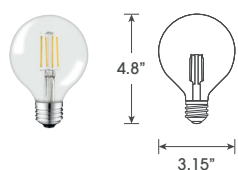





### Features

- Extremely energy saving with low power consumption
- Overall light distribution
- Good color rendition,  $R_a \geq 80$
- Full glass version ideal retrofit of traditional lamps with same appearance / performance / dimensions
- CCT 4000K is also available

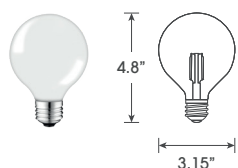
## Filament-LED G25



Model	Voltage	Wattage	Base	Color Temp	Lumen
LED NA G25 L-FIL-5.5W-G CL DIM	120V	5.5W	E26	2700K	500lm
LED NA G25 L-FIL-8W-G CL DIM	120V	8W	E26	2700K	800lm



## Filament-LED G25 Opal



Model	Voltage	Wattage	Base	Color Temp	Lumen
LED NA G25 L-FIL-5.5W-G OP DIM	120V	5.5W	E26	2700K	470lm
LED NA G25 L-FIL-8W-G OP DIM	120V	8W	E26	2700K	750lm

