



## LED Downlight ND351E - ND355E

### Features

- 9W / 15W / 18W / 23W / 29W LED Downlight
- Recessed round, uniform distribution
- Ideal replacement up to 70W HID downlight
- Good color rendition, Ra  $\geq 80$
- Dimmable as option

### Materials / Finish

- Body: Die cast aluminium
- Trim: Die cast aluminium
- Reflector: High purity, anodized aluminium
- Diffuser: Frosted PC, UV protected

### Installation / Mounting

- Quick installation with mounting bracket
- Suitable for recessed mount
- Remote gear unit allows flexible and easy installation
- Cut out dimensions  $\varnothing 90\text{mm}$  /  $\varnothing 125\text{mm}$  /  $\varnothing 145\text{mm}$  /  $\varnothing 165\text{mm}$  /  $\varnothing 200\text{mm}$

### Standards

- Designed and manufactured to comply with international standard EN60598
- Class II Electrical
- IP 20

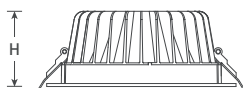
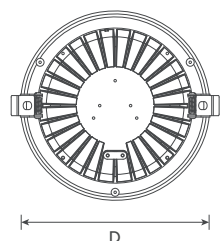
### Dimming Options




EUROPE



INDOOR LUMINAIRE



| (Unit : mm)   | (D)                 | (H) | Cut Out Dimensions |
|---------------|---------------------|-----|--------------------|
| <b>ND351E</b> | $\varnothing 110$ x | 42  | $\varnothing 90$   |
| <b>ND352E</b> | $\varnothing 140$ x | 53  | $\varnothing 125$  |
| <b>ND353E</b> | $\varnothing 162$ x | 64  | $\varnothing 145$  |
| <b>ND354E</b> | $\varnothing 190$ x | 76  | $\varnothing 165$  |
| <b>ND355E</b> | $\varnothing 230$ x | 88  | $\varnothing 200$  |



| Model          | Voltage    | Luminaire Wattage | Driver                    | Color Temp | Beam Angle | Luminaire Lumen |   |
|----------------|------------|-------------------|---------------------------|------------|------------|-----------------|---|
| ND351E-9W/830  | 220 - 240V | 9W                | DC 24 $\pm$ 2V C.C. 350mA | 3000K      | 90°        | 740lm           | F |
| ND351E-9W/840  | 220 - 240V | 9W                | DC 24 $\pm$ 2V C.C. 350mA | 4000K      | 90°        | 790lm           | F |
| ND351E-9W/850  | 220 - 240V | 9W                | DC 24 $\pm$ 2V C.C. 350mA | 5000K      | 90°        | 830lm           | F |
| ND352E-15W/830 | 220 - 240V | 15W               | DC 38 $\pm$ 2V C.C. 350mA | 3000K      | 90°        | 1240lm          | F |
| ND352E-15W/840 | 220 - 240V | 15W               | DC 38 $\pm$ 2V C.C. 350mA | 4000K      | 90°        | 1310lm          | F |
| ND352E-15W/850 | 220 - 240V | 15W               | DC 38 $\pm$ 2V C.C. 350mA | 5000K      | 90°        | 1410lm          | F |
| ND353E-18W/830 | 220 - 240V | 18W               | DC 46 $\pm$ 2V C.C. 350mA | 3000K      | 90°        | 1485lm          | F |
| ND353E-18W/840 | 220 - 240V | 18W               | DC 46 $\pm$ 2V C.C. 350mA | 4000K      | 90°        | 1570lm          | F |
| ND353E-18W/850 | 220 - 240V | 18W               | DC 46 $\pm$ 2V C.C. 350mA | 5000K      | 90°        | 1660lm          | F |
| ND354E-23W/830 | 220 - 240V | 23W               | DC 60 $\pm$ 2V C.C. 350mA | 3000K      | 90°        | 1895lm          | F |
| ND354E-23W/840 | 220 - 240V | 23W               | DC 60 $\pm$ 2V C.C. 350mA | 4000K      | 90°        | 2010lm          | F |
| ND354E-23W/850 | 220 - 240V | 23W               | DC 60 $\pm$ 2V C.C. 350mA | 5000K      | 90°        | 2120lm          | F |
| ND355E-29W/830 | 220 - 240V | 29W               | DC 36 $\pm$ 2V C.C. 700mA | 3000K      | 90°        | 2390lm          | F |
| ND355E-29W/840 | 220 - 240V | 29W               | DC 36 $\pm$ 2V C.C. 700mA | 4000K      | 90°        | 2530lm          | F |
| ND355E-29W/850 | 220 - 240V | 29W               | DC 36 $\pm$ 2V C.C. 700mA | 5000K      | 90°        | 2670lm          | F |