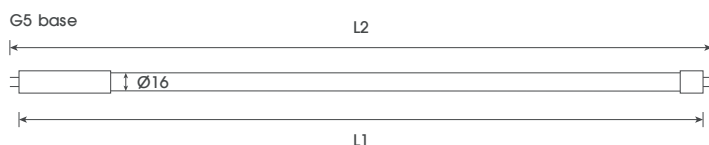





## LED T5 AC HPF

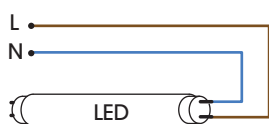
### Features

- Energy saving with low power consumption
- High efficacy up to 155lm/W
- Smooth operation even at low temperatures
- No mercury and hazardous substances
- Full glass body
- Voltage: 100-277Vac, 50/60Hz, Power Factor: 0.9
- Good color rendition, Ra  $\geq$ 80

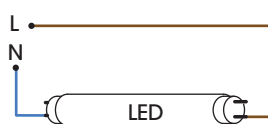


Model	Voltage	Wattage	Color Temp	Beam Angle	Type	Length L1 / L2	Efficacy	Lumen	
<b>HE Version</b>									
LED F8T5/AC/830/600/L	100 - 277V	8W	3000K	270°	AC	549mm / 563mm	145lm/W	1160lm	D
LED F8T5/AC/840/600/L	100 - 277V	8W	4000K	270°	AC	549mm / 563mm	148lm/W	1180lm	D
LED F8T5/AC/865/600/L	100 - 277V	8W	6500K	270°	AC	549mm / 563mm	150lm/W	1200lm	D
LED F12T5/AC/830/900/L	100 - 277V	12W	3000K	270°	AC	849mm / 863mm	145lm/W	1740lm	D
LED F12T5/AC/840/900/L	100 - 277V	12W	4000K	270°	AC	849mm / 863mm	148lm/W	1770lm	D
LED F12T5/AC/865/900/L	100 - 277V	12W	6500K	270°	AC	849mm / 863mm	150lm/W	1800lm	D
LED F16T5/AC/830/1200/L	100 - 277V	16W	3000K	270°	AC	1149mm / 1163mm	145lm/W	2320lm	D
LED F16T5/AC/840/1200/L	100 - 277V	16W	4000K	270°	AC	1149mm / 1163mm	148lm/W	2370lm	D
LED F16T5/AC/865/1200/L	100 - 277V	16W	6500K	270°	AC	1149mm / 1163mm	150lm/W	2400lm	D
LED F20T5/AC/830/1500/L	100 - 277V	20W	3000K	270°	AC	1449mm / 1463mm	145lm/W	2900lm	D
LED F20T5/AC/840/1500/L	100 - 277V	20W	4000K	270°	AC	1449mm / 1463mm	148lm/W	2950lm	D
LED F20T5/AC/865/1500/L	100 - 277V	20W	6500K	270°	AC	1449mm / 1463mm	150lm/W	3000lm	D
<b>HO Version</b>									
LED F14T5/AC/830/600/L	100 - 277V	14W	3000K	270°	AC	549mm / 563mm	145lm/W	2030lm	D
LED F14T5/AC/840/600/L	100 - 277V	14W	4000K	270°	AC	549mm / 563mm	148lm/W	2065lm	D
LED F14T5/AC/865/600/L	100 - 277V	14W	6500K	270°	AC	549mm / 563mm	150lm/W	2100lm	D
LED F20T5/AC/830/900/L	100 - 277V	20W	3000K	270°	AC	849mm / 863mm	145lm/W	2900lm	D
LED F20T5/AC/840/900/L	100 - 277V	20W	4000K	270°	AC	849mm / 863mm	148lm/W	2950lm	D
LED F20T5/AC/865/900/L	100 - 277V	20W	6500K	270°	AC	849mm / 863mm	150lm/W	3000lm	D
LED F25T5/AC/830/1200/L	100 - 277V	25W	3000K	270°	AC	1149mm / 1163mm	145lm/W	3630lm	D
LED F25T5/AC/840/1200/L	100 - 277V	25W	4000K	270°	AC	1149mm / 1163mm	148lm/W	3690lm	D
LED F25T5/AC/865/1200/L	100 - 277V	25W	6500K	270°	AC	1149mm / 1163mm	150lm/W	3750lm	D
LED F25T5/AC/830/1500/L	100 - 277V	25W	3000K	270°	AC	1449mm / 1463mm	145lm/W	3630lm	D
LED F25T5/AC/840/1500/L	100 - 277V	25W	4000K	270°	AC	1449mm / 1463mm	148lm/W	3690lm	D
LED F25T5/AC/865/1500/L	100 - 277V	25W	6500K	270°	AC	1449mm / 1463mm	150lm/W	3750lm	D

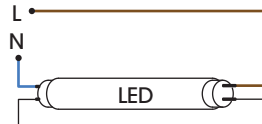
AC Input (Single End Version)



AC Input (Double End Version)



AC Input (Type A)



Direct 100 - 277Vac input. Integral LED driver