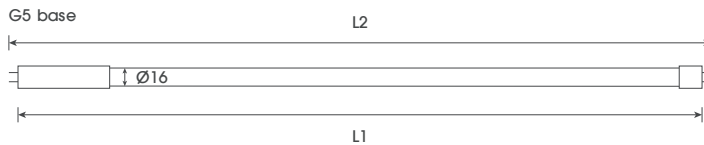
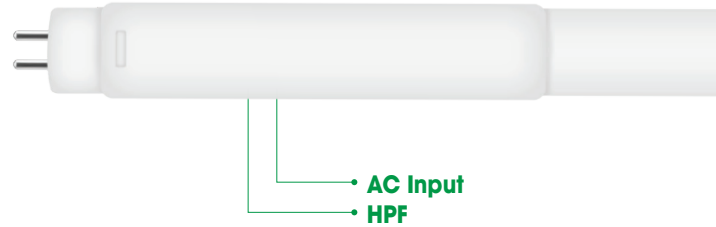




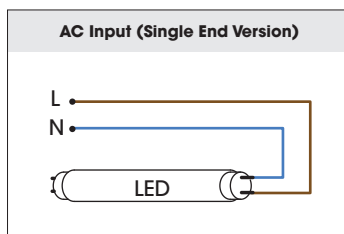
## LED T5 DECOR Color AC HPF

### Features

- Energy saving with low power consumption
- Vivid colors in red / green / yellow / blue for decorative purposes
- Smooth operation even at low temperatures
- No mercury and hazardous substances
- Full glass body
- Voltage: 100-277Vac, 50/60Hz, Power Factor: 0.9



Model	Voltage	Wattage	Color	Beam Angle	Type	Length L1 / L2	Efficacy	Lumen
LED F14T5/AC/RED/600/L	100 - 277V	14W	Red	270°	AC	549mm / 563mm	18lm/W	250lm
LED F14T5/AC/GREEN/600/L	100 - 277V	14W	Green	270°	AC	549mm / 563mm	79lm/W	1100lm
LED F14T5/AC/YELLOW/600/L	100 - 277V	14W	Yellow	270°	AC	549mm / 563mm	20lm/W	280lm
LED F14T5/AC/BLUE/600/L	100 - 277V	14W	Blue	270°	AC	549mm / 563mm	17lm/W	230lm
LED F20T5/AC/RED/900/L	100 - 277V	20W	Red	270°	AC	849mm / 863mm	18lm/W	360lm
LED F20T5/AC/GREEN/900/L	100 - 277V	20W	Green	270°	AC	849mm / 863mm	80lm/W	1600lm
LED F20T5/AC/YELLOW/900/L	100 - 277V	20W	Yellow	270°	AC	849mm / 863mm	20lm/W	400lm
LED F20T5/AC/BLUE/900/L	100 - 277V	20W	Blue	270°	AC	849mm / 863mm	17lm/W	350lm
LED F25T5/AC/RED/1200/L	100 - 277V	25W	Red	270°	AC	1149mm / 1163mm	18lm/W	450lm
LED F25T5/AC/GREEN/1200/L	100 - 277V	25W	Green	270°	AC	1149mm / 1163mm	80lm/W	2000lm
LED F25T5/AC/YELLOW/1200/L	100 - 277V	25W	Yellow	270°	AC	1149mm / 1163mm	20lm/W	500lm
LED F25T5/AC/BLUE/1200/L	100 - 277V	25W	Blue	270°	AC	1149mm / 1163mm	17lm/W	430lm
LED F25T5/AC/RED/1500/L	100 - 277V	25W	Red	270°	AC	1449mm / 1463mm	18lm/W	450lm
LED F25T5/AC/GREEN/1500/L	100 - 277V	25W	Green	270°	AC	1449mm / 1463mm	80lm/W	2000lm
LED F25T5/AC/YELLOW/1500/L	100 - 277V	25W	Yellow	270°	AC	1449mm / 1463mm	20lm/W	500lm
LED F25T5/AC/BLUE/1500/L	100 - 277V	25W	Blue	270°	AC	1449mm / 1463mm	17lm/W	430lm



Direct 100 - 277Vac input. Integral LED driver.

